

Select the First Digit for External Dial










Last Modified on 11/03/2015 1:45 pm EST

1. Login to Global Administrator (see [Login to Wave IP Global Administrator](#)).
2. Select the First Digit Table Applet.




InstructorWave
Host: 10.5.0.2
Vertical Wave ISM 5.0.0 (4370)

Administration Applications Diagnostics

General Administration

 Chassis View	 Password Administration	 Access Permissions
 General Settings	 SNMP Configuration	 SNMP Alarms
 Software Versions	 System Backup/Restore	 Software Upgrade
 Call Detail Report	 RAID-1 Configuration	 Date and Time
 Restart System	 Report Generator	 Software Licenses
 Download	 Import/Export	 Live Image
 MeetMe Conference		

PBX Administration

 Telephone Templates	 User/Group Management	 Station Ports
 First Digit Table	 System Speed Dial	 Authorization Codes
 Hunt Groups	 Organizations	 Zone Paging Groups
 Resource Management	 Local TAPI Configuration	 IP Telephony

3. Using the default configuration database, the 8 and 9 digits are set for external dial. Disable the digit that is not being used by the customer for external dial.

First Digit Table

First Digits Local Area Codes

Digit (Type)

0 (Attendant) Digit Type: Attendant

1 (Not Configured)

2 (Not Configured)

3 (Extension)

4 (Extension)

5 (Extension)

6 (Extension)

7 (Extension)

8 (External)

9 (External)

Additional Settings

No Additional Settings

Restore Apply Done Help

NOTE: The best practice is to use 8 as the first digit for North American systems. This reduces the likelihood of 911 misdials. Only set 9 as the External dial first digit if the customer has a requirement to do so.

- Click on the chosen digit to disable.
- Click on the **Digit Type:** drop-down box and select Not Configured.

First Digit Table

First Digits Local Area Codes

Digit (Type)

0 (Attendant)

1 (Not Configured)

2 (Not Configured)

3 (Extension)

4 (Extension)

5 (Extension)

6 (Extension)

7 (Extension)

8 (External)

9 (External)

Digit Type: External

Not Configured

Attendant

One-Digit Extension

External

Access Code	Routing	Collect Digits	Dial Tone
9	Outbound Routing	Numbering Plan	<input checked="" type="checkbox"/>

Edit...

Restore Apply Done Help

- Click the Apply Button to apply the change.

RELATED ARTICLES [template("related")]

Vertical Wave IP Knowledge Base Content